加工程序		資材出圖章	

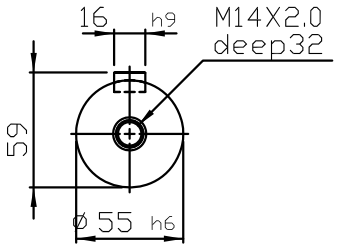

A VIEW

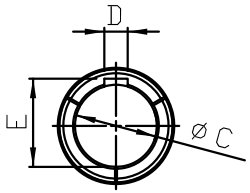

B VIEW

ØC	D	E
38	10	41.3
42	12	45.3
48	14	51.3
55	16	59.3

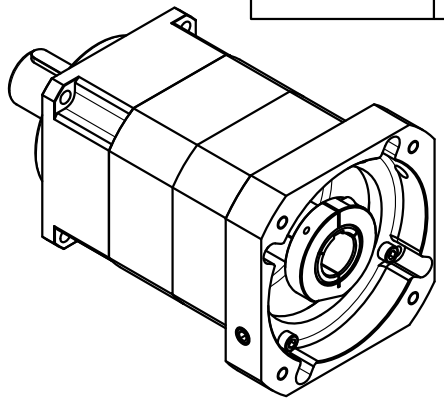

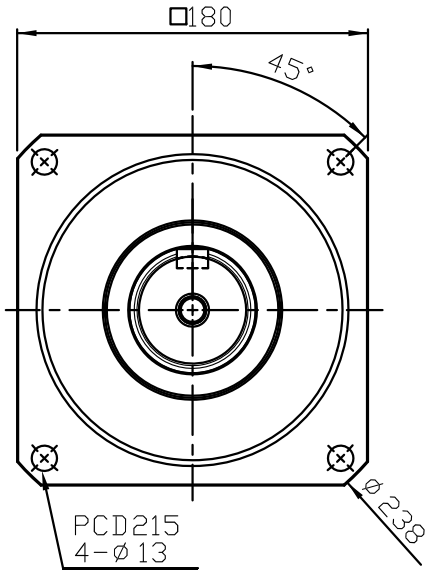

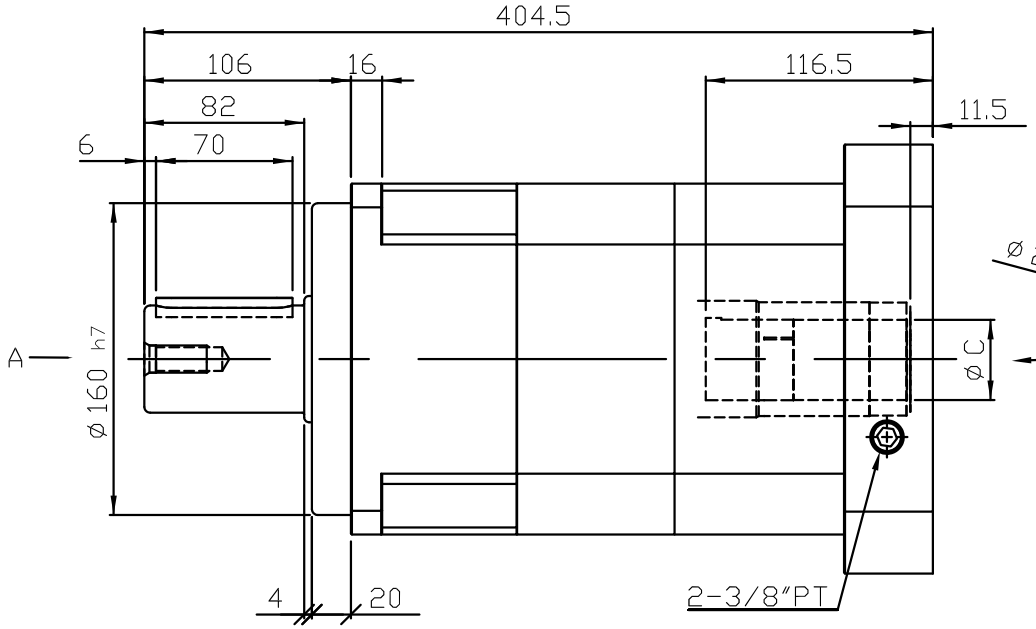

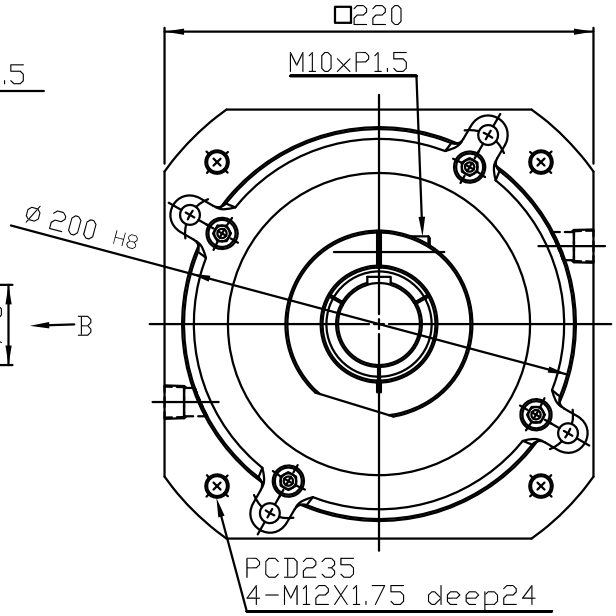

版本:A

NOTES
1. Flange:L7MP180A-200-A
2. Output shaft have keyway, without keyway is optional.
3. Bushing is supplide to input bore Ø38、Ø42、Ø48、Ø55

核准		日期		一般公差		比數		機種	FAB180A
審核		日期		尺寸範圍	容許差	備料	Ø	圖名	成品圖
製圖	詹清堯	日期	2023.05.10	0.5-6	±0.1	材質		料號	FAB180A-2-200M12
				6-30	±0.2	數量	1/台	版次	01
				30-120	±0.3				
				120-315	±0.5	單位	mm	路徑	
				315-1000	±0.8	比例	1/1	圖檔	FAB180A-2-200M12
				1000-2000	±1.2				

FABMODA